

Selection guide

Embraco Scroll Compressors

Air Conditioning Application



think ahead

embraco
Nidec

Table of Contents

- 04** About Nidec Global Appliance
- 05** Nomenclature
- 05** Product Platform & Capacity Range
- 06** 50Hz | High Efficient Air Conditioning Application
 - 11** 60Hz | High Efficient Air Conditioning Application
- 16** 50Hz | Water Cooled Air Conditioning Application
- 17** 60Hz | Water Cooled Air Conditioning Application
- 18** Operating Envelope





We are Nidec Global Appliance

A global partner
for **home and
commercial
refrigeration
industries**

About Nidec Global Appliance

With over 13,000 employees, 17 manufacturing units, and 5 business offices across 9 countries, Nidec Global Appliance manufactures and commercializes solutions for commercial and residential applications. Its portfolio includes Embraco and U.S. MOTORS® solutions for refrigeration, heating, ventilation, and air conditioning, Nidec motors for residential washing machines, dryers, and dishwashers, and FIR motors and pumps for food service equipment, commercial washing machines, and medical applications. Nidec Global Appliance is a Platform of ACIM (Appliance, Commercial, and Industrial Motors), a Business Unit of Nidec Corporation. For further information, access the company profile.



Over 50 years
raising the bar
of refrigeration

think ahead

About Embraco

Embraco is a global brand of solutions for refrigeration, heating, and air-conditioning, counting on a broad, efficient, and competitive portfolio of compressors (both hermetic piston and scroll), condensing units, monoblocks, and electronic components for applications in the residential, food service, food retail, merchandisers, medical, agriculture, and industrial sectors. Since 1971, its solutions have been differentiated by innovation that exceeds customers' most challenging expectations. Embraco is part of Nidec Global Appliance. Further information at www.embraco.com

Home Appliances

Products for residential applications for HVAC&R.

Commercial Appliances

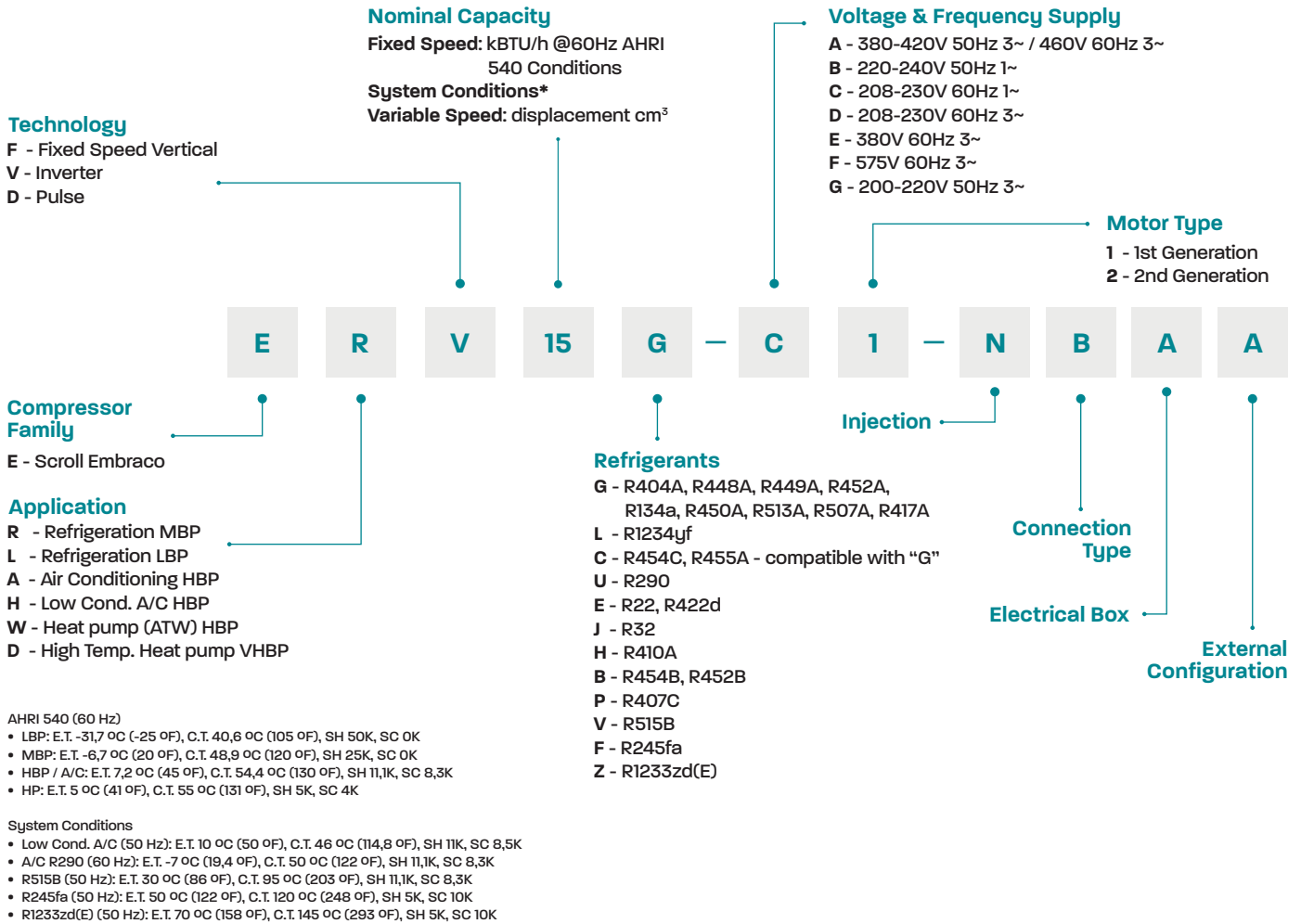
Compressors and cooling solutions for commercial applications for food retail, kitchens, industrial and agriculture end use.

Aftermarket

Parts distribution, replacement and retail focused on retail owners, installers and contractors.



Nomenclature



Product Platform & Capacity Range

Product Series	Refrigerant	TR	1,2	1,7	2	3	4	5	6	7	8	9	10	11	12	13	15	20	25	30	35	
EAF**H / B / J	R410A, R454B, R32	1 Phase																				
		3 Phase																				
EAF**E / P / G	R404A, R448A, R449A, R452A, R134a, R450A, R513A, R422d, R407C	1 Phase																				
		3 Phase																				
EAF**U	R290	1 Phase																				
		3 Phase																				
EHF**E	R22	3 Phase																				
EHF**H	R410A	3 Phase																				

High Efficient Air Conditioning Application

R410A | Power Supply 50 Hz 220-240 1~ (B)

Embraco Model	Nominal TR	Displacement		Capacity		Power	COP	EER	Cross Reference		
		m ³ /h	cc/Rev.	W	BTU/H				W	W/W	(BTU/H)/W
-	TR	m ³ /h	cc/Rev.	W	BTU/H	W	W/W	(BTU/H)/W	C Brand	D Brand	P Brand
EAF22H-B1	1.7	3.8	21.6	5432	18552	2073	2.6	9	ZP23K3E-PFJ	/	/
EAF25H-B1	2	4.4	25	6095	20816	2293	2.7	9.1	ZP25K5E-PFJ	/	/
EAF32H-B1	2.6	5.3	30.5	7370	25169	2756	2.7	9.1	ZP31K5E-PFJ	/	/
EAF36H-B1	3	6.1	34.8	9062	30948	3051	3	10.1	ZP36K5E-PFJ	/	/
EAF42H-B1	3.5	7	40.1	10514	35907	3489	3	10.3	ZP42K5E-PFJ	/	C-SBP120H15A
EAF49H-B1	4	8	45.8	12016	41036	3951	3	10.4	ZP49K5E-PFJ	/	C-SBP140H15A
EAF52H-B1	4.3	8.4	48	12597	43020	4151	3	10.4	ZP51K5E-PFZ	/	/
EAF54H-B1	4.5	8.7	50	13268	45311	4371	3	10.4	ZP54K5E-PFZ	/	C-SBP160H15A
EAF58H-B1	4.7	9.5	54.6	14319	48902	4711	3	10.4	ZP57K5E-PFZ	/	C-SBP180H15A
EAF61H-B1	5	10	57.5	15100	51569	4981	3	10.4	ZP61K5E-PFZ	/	/

R410A | Power Supply 50 Hz 380-420 3~ (A) 200-220 3~ (G)

Embraco Model	Nominal TR	Displacement		Capacity		Power	COP	EER	Cross Reference		
		m ³ /h	cc/Rev.	W	BTU/H				W	W/W	(BTU/H)/W
-	TR	m ³ /h	cc/Rev.	W	BTU/H	W	W/W	(BTU/H)/W	C Brand	D Brand	P Brand
EAF22H-A1	1.7	3.8	21.6	5432	18552	2073	2.6	9	ZP23K3E-TFD	/	/
EAF25H-A1	2	4.4	25	6095	20816	2293	2.7	9.1	ZP25K5E-TFD	HRH029	/
EAF32H-A1	2.6	5.3	30.5	7370	25169	2756	2.7	9.1	ZP31K5E-TFD	HRH032	/
EAF36H-A1	3	6.1	34.8	9062	30948	3001	3	10.3	ZP36K5E-TFD	HRH034	C-SBN263H8D/5CE034SA*1
EAF42H-A1	3.5	7	40.1	10514	35907	3459	3	10.4	ZP42K5E-TFD	HRH041	C-SBN303H8D/5CE039SA*1
EAF49H-A1	4	8	45.8	12016	41036	3924	3.1	10.5	ZP49K5E-TFD	HRH048	C-SEP140H38A/5CE046SA*1
EAF52H-A1	4.3	8.4	48	12817	43772	4158	3.1	10.5	ZP54K5E-TFD	HRH051	C-SBN353H8D
EAF54H-A1	4.5	8.7	50	13117	44798	4261	3.1	10.5	/	HRH054	C-SEP160H38A/5CE051SA*1
EAF58H-A1	4.7	9.5	54.6	14219	48560	4601	3.1	10.6	ZP57K5E-TFD	HRH056	C-SEP170H38A
EAF61H-A1	5	10	57.5	15110	51603	4891	3.1	10.5	ZP61K5E-TFD	HLH061	C-SBN373H8D/5CE059SA*1
EAF72H-A1	6	11.9	68.4	18114	61862	5802	3.1	10.7	ZP72K5E-TFD	HLJ072	C-SBN453H8D/5CE069SA*1
EAF81H-A1	7	12.9	74.1	20026	68394	6302	3.2	10.9	ZP83K5E-TFD	DLJ083 / HCJ083	C-SBN523H8D
EAF94H-A1	8	15	86.4	24032	82073	7502	3.2	10.9	ZP91K5E-TFD	SH090/HCJ091/DCJ091	C-SCP270H38A/5CB091SA01
EAF108H-A1	9	17.7	102	27536	94042	8502	3.2	11.1	ZP104K5E-TFD	SH105/HCJ106/DCJ106	C-SCP315H38A/5CB110SA01
EAF126H-A1	10	20.2	116.3	31542	107721	9739	3.2	11.1	ZP122K5E-TFD	SH120/HCJ121/DCJ121	C-SCP360H38A/5CG118SA01
EAF146H-A1	12	22.6	129.9	35547	121399	10763	3.3	11.3	ZP144K5E-TFD	SH140 / CXH140	C-SCP400H38A/5CG136SA01
EAF158H-A1	13	24.8	142.7	38651	132000	11919	3.2	11.1	ZP154K5E-TFD	SH161 / DSH161	C-SCP435H38B
EAF187H-A1	15	29.4	168.7	45660	155938	13894	3.3	11.2	ZP182K5E-TFD	SH180/184 / DSH184	C-SCP510H38B/5CG170SA01
EAF260H-A1	20	41	235.5	63692	217379	19601	3.25	11.1	ZP235K5E/ZP232K5E	SH240 / DSH240	5CF227SA01
EAF310H-A1	25	44.8	270	72201	246420	22106	3.27	11.1	ZP295K5E/ZP292K5E	SH295/CH290/DSH295	5CF277SA01
EAF380H-A1	30	59.9	344	92542	315843	28473	3.25	11.1	ZP385K5E-TWD	SH380 / DSH381	/

R407C | Power Supply 50 Hz 220-240 1~ (B)

Embraco Model	Nominal TR	Displacement		Capacity		Power	COP	EER	Cross Reference		
		m³/h	cc/Rev.	W	BTU/H				W	W/W	(BTU/H)/W
-	TR	m³/h	cc/Rev.	W	BTU/H	W	W/W	(BTU/H)/W	C Brand	D Brand	P Brand
EAF16P-B1	1.2	3.8	21.6	3612	12335	1414	2.6	8.7	ZR16K4E-PFJ	/	/
EAF18P-B1	1.4	4.4	25	4228	14439	1539	2.7	9.4	ZR18K4E-PFJ	/	/
EAF22P-B1	1.7	5	28.8	4959	16935	1718	2.9	9.9	ZR22K3E-PFJ	/	/
EAF25P-B1	2	6.1	34.8	6093	20807	2018	3	10.3	ZR26K3E-PFJ	/	/
EAF32P-B1	2.6	7.4	42.7	7280	24863	2397	3	10.4	ZR32K3E-PFJ	/	/
EAF36P-B1	3	8.4	48	8691	29681	2907	3	10.2	ZR36K3E-PFJ	/	/
EAF42P-B1	3.5	10	57.5	10453	35699	3383	3.1	10.6	ZR42K3E-PFJ	/	C-SBS120H15A
EAF49P-B1	4	11.7	67.2	11847	40459	3762	3.1	10.8	ZR48K3E-PFJ	/	C-SBS145H15A
EAF52P-B1	4.3	12.2	70.2	12364	42227	3946	3.1	10.7	/	/	/
EAF54P-B1	4.5	12.8	73.6	12942	44199	4136	3.1	10.7	/	/	/
EAF58P-B1	4.7	13.1	75.3	13273	45331	4225	3.1	10.7	/	/	C-SBS165H15A
EAF61P-B1	5	14.3	82	14445	49332	4595	3.1	10.7	ZR61KC-PFZ	/	C-SBS180H15A

R407C | Power Supply 50 Hz 380-420 3~ (A) 200-220 3~ (G)

Embraco Model	Nominal TR	Displacement		Capacity		Power	COP	EER	Cross Reference		
		m³/h	cc/Rev.	W	BTU/H				W	W/W	(BTU/H)/W
-	TR	m³/h	cc/Rev.	W	BTU/H	W	W/W	(BTU/H)/W	C Brand	D Brand	P Brand
EAF16P-A1	1.2	3.8	21.6	3707	12661	1311	2.8	9.7	/	/	/
EAF18P-A1	1.4	4.4	25	4326	14773	1436	3	10.3	/	/	/
EAF22P-A1	1.7	5	28.8	4959	16935	1718	2.9	9.9	ZR22K3E-TFD	/	/
EAF25P-A1	2	6.1	34.8	6093	20807	2018	3	10.3	ZR26K3E-TFD	HRP025	/
EAF32P-A1	2.6	7.4	42.7	7280	24863	2397	3	10.4	ZR32K3E-TFD	/	/
EAF36P-A1	3	8.4	48	8691	29681	2768	3.1	10.7	ZR36K3E-TFD	HRP034	/
EAF42P-A1	3.5	10	57.5	10453	35699	3319	3.1	10.8	ZR42K3E-TFD	HRP042	C-SBN263H8A
EAF49P-A1	4	11.7	67.2	11847	40459	3738	3.2	10.8	ZR48K3E-TFD	HRP048	C-SBN303H8A
EAF52P-A1	4.3	12.2	70.2	12643	43179	4002	3.2	10.8	ZR52K3E-TFD	HRP051	C-SBS150H38C
EAF54P-A1	4.5	12.8	73.6	13340	45559	4223	3.2	10.8	ZR57K3E-TFD	HRP054	C-SBS160H38A
EAF58P-A1	4.7	13.1	75.3	13937	47599	4412	3.2	10.8	/	HRP058	C-SBS165H38C
EAF61P-A1	5	14.3	82	14833	50658	4695	3.2	10.8	ZR61KCE-TFD	HRP060	C-SBN373H8A
EAF72P-A1	6	17.2	98.7	17919	61198	5567	3.2	11	ZR72KCE-TFD	HLP072	C-SBN453H8A
EAF81P-A1	7	18.8	108.2	19831	67727	6180	3.2	11	ZR81KCE-TFD	SZ084 / HLP081	C-SBS235H38A
EAF94P-A1	8	22.6	129.9	23778	81205	7122	3.3	11.4	ZR94KCE-TFD	SZ100 / HCP094	C-SCN583H8H
EAF108P-A1	9	24.8	142.7	25923	88533	7606	3.4	11.6	ZR108KCE-TFD	SZ110 / HCP109	C-SCN603H8H
EAF126P-A1	10	29.4	168.7	30513	104207	8952	3.4	11.6	ZR125KCE-TFD	SZ120 / HCP120	C-SCN753H8H
EAF146P-A1	12	32.9	188.8	34545	117976	10106	3.4	11.7	ZR144KCE-TFD	SZ147	C-SCN903H8H
EAF158P-A1	13	36	207	37730	128856	11472	3.3	11.2	ZR160KCE-TFD	SZ161	/
EAF187P-A1	15	40.8	234.4	42608	145515	13035	3.3	11.2	ZR190KCE-TFD	SZ185	/
EAF260P-A1	20	58.1	334	59391	202831	17799	3.34	11.4	ZR250KCE-TWD	SY240	/
EAF310P-A1	25	66.6	382.5	68822	235040	20403	3.37	11.5	ZR310KCE-TWD	SY300	/
EAF380P-A1	30	80.7	464	83712	285893	24895	3.36	11.5	ZR380KCE-TWD	SY380	/



R22 | Power Supply 50 Hz 220-240 1~ (B)

Embraco Model	Nominal TR	Displacement		Capacity		Power	COP	EER	Cross Reference		
		m³/h	cc/Rev.	W	BTU/H				W	W/W	(BTU/H)/W
-	TR	m³/h	cc/Rev.	W	BTU/H	W	W/W	(BTU/H)/W	C Brand	D Brand	P Brand
EAF16E-B1	1.2	3.8	21.6	3726	12725	1390	2.7	9.2	ZR16K4-PFJ	/	/
EAF18E-B1	1.4	4.4	25	4363	14901	1531	2.9	9.7	ZR18K4-PFJ	/	/
EAF22E-B1	1.7	5	28.8	5128	17513	1683	3	10.4	ZR22K3-PFJ	/	/
EAF25E-B1	2	6.1	34.8	6308	21542	1992	3.2	10.8	ZR26K3-PFJ	/	/
EAF32E-B1	2.6	7.4	42.7	7539	25747	2369	3.2	10.9	ZR32K3-PFJ	/	/
EAF36E-B1	3	8.4	48	8788	30014	2698	3.3	11.1	ZR36K3-PFJ	/	C-SBR110H15A
EAF42E-B1	3.5	10	57.5	10427	35609	3218	3.2	11.1	ZR42K3-PFJ	/	C-SBR120H15A
EAF49E-B1	4	11.7	67.2	11916	40696	3628	3.3	11.2	ZR48K3-PFJ	/	C-SBR145H15A
EAF52E-B1	4.3	12.2	70.2	12433	42460	3788	3.3	11.2	/	/	/
EAF54E-B1	4.5	12.8	73.6	13029	44495	3978	3.3	11.2	/	/	/
EAF58E-B1	4.7	13.1	75.3	13350	45593	4078	3.3	11.2	/	/	C-SBR165H15A
EAF61E-B1	5	14.3	82	14528	49616	4447	3.3	11.2	ZR61KC-PFZ	/	C-SBR180H15A

R22 | Power Supply 50 Hz 380-420 3~ (A) 200-220 3~ (G)

Embraco Model	Nominal TR	Displacement		Capacity		Power	COP	EER	Cross Reference		
		m³/h	cc/Rev.	W	BTU/H				W	W/W	(BTU/H)/W
-	TR	m³/h	cc/Rev.	W	BTU/H	W	W/W	(BTU/H)/W	C Brand	D Brand	P Brand
EAF16E-A1	1.2	3.8	21.6	3815	13030	1328	2.9	9.8	/	/	/
EAF18E-A1	1.4	4.4	25	4477	15288	1428	3.1	10.7	/	/	/
EAF22E-A1	1.7	5	28.8	5128	17513	1683	3	10.4	ZR22K3-TFD	/	/
EAF25E-A1	2	6.1	34.8	6308	21542	1992	3.2	10.8	ZR26K3-TFD	HRM025	/
EAF32E-A1	2.6	7.4	42.7	7539	25747	2369	3.2	10.9	ZR32K3-TFD	/	/
EAF36E-A1	3	8.4	48	8788	30014	2619	3.4	11.5	ZR36K3-TFD	HRM034	C-SB263H8B
EAF42E-A1	3.5	10	57.5	10427	35609	3098	3.4	11.5	ZR42K3-TFD	HRM042	C-SB263H8A
EAF49E-A1	4	11.7	67.2	11916	40696	3548	3.4	11.5	ZR48K3-TFD	HRM048	C-SB303H8A
EAF52E-A1	4.3	12.2	70.2	12711	43409	3748	3.4	11.6	ZR52K3-TFD	HRM051	C-SBX150H38C
EAF54E-A1	4.5	12.8	73.6	13406	45783	3846	3.5	11.9	ZR57K3-TFD	HRM054	C-SBX150H38A
EAF58E-A1	4.7	13.1	75.3	14002	47818	3940	3.6	12.1	/	HRM058	C-SBX165H38A
EAF61E-A1	5	14.3	82	14945	51040	4398	3.4	11.6	ZR61KC-TFD	HRM060	C-SB373H8A
EAF72E-A1	6	17.2	98.7	18123	61892	5297	3.4	11.7	ZR72KC-TFD	HLM072	C-SB453H8A
EAF81E-A1	7	18.8	108.2	20009	68336	5886	3.4	11.6	ZR81KC-TFD	SM084 / HLM081	C-SBR235H38A
EAF94E-A1	8	22.6	129.9	24031	82071	6996	3.4	11.7	ZR94KC-TFD	SM100 / HCM094	C-SC603H8H
EAF108E-A1	9	24.8	142.7	26315	89871	7686	3.4	11.7	ZR108KC-TFD	SM110 / HCM109	C-SC673H8H
EAF126E-A1	10	29.4	168.7	30833	105302	8895	3.5	11.8	ZR125KC-TFD	SM124 / HCM120	C-SC753H8H
EAF146E-A1	12	32.9	188.8	34756	118698	9974	3.5	11.9	ZR144KC-TFD	SM147	C-SC903H8H
EAF158E-A1	13	36	207	37735	128872	10984	3.4	11.7	ZR160KC-TFD	SM161	/
EAF187E-A1	15	40.8	234.4	42700	145829	12793	3.3	11.4	ZR190KC-TFD	SY / SM185	/
EAF260E-A1	20	58.1	334	61592	210348	17758	3.47	11.8	ZR250KC-TWD	SY240	/
EAF310E-A1	25	66.6	382.5	71343	243648	20537	3.47	11.9	ZR310KC-TWD	SY300	/
EAF380E-A1	30	80.7	464	86747	296256	25090	3.46	11.8	ZR380KC-TWD	SY380	/

R32 | Power Supply 50 Hz 220-240 1~ (B)

Embraco Model	Nominal TR	Displacement		Capacity		Power	COP	EER	Cross Reference		
		m³/h	cc/Rev.	W	BTU/H				W	W/W	(BTU/H)/W
-	TR	m³/h	cc/Rev.	W	BTU/H	W	W/W	(BTU/H)/W	C Brand	D Brand	P Brand
EAF25J-B1	2	3.8	21.6	6100	20832	2300	2.7	9.1	/	/	/
EAF32J-B1	2.6	5	28.8	7600	25954	2580	2.9	10.1	/	/	/
EAF36J-B1	3	5.3	30.3	9040	30872	3050	3	10.1	ZE36KUE-PFZ	/	/
EAF40J-B1	3.3	6.1	34.8	9450	32272	3100	3	10.4	ZE39KUE-PFZ	/	/
EAF42J-B1	3.5	6.4	36.8	10399	35516	3391	3.1	10.5	ZE42KUE-PFZ	/	9CB039EA01
EAF49J-B1	4	7.4	42.7	12079	41253	3878	3.1	10.6	/	/	/
EAF52J-B1	4.3	8	45.7	12899	44054	4150	3.1	10.6	/	/	/
EAF54J-B1	4.5	8.2	47.3	13299	45420	4280	3.1	10.6	/	/	/
EAF58J-B1	4.7	8.7	50	13799	47127	4440	3.1	10.6	/	/	9CB052EA01
EAF61J-B1	5	9.5	54.6	15399	52591	4960	3.1	10.6	/	/	9CB060EA01

R32 | Power Supply 50 Hz 380-420 3~ (A) 200-220 3~ (G)

Embraco Model	Nominal TR	Displacement		Capacity		Power	COP	EER	Cross Reference		
		m³/h	cc/Rev.	W	BTU/H				W	W/W	(BTU/H)/W
-	TR	m³/h	cc/Rev.	W	BTU/H	W	W/W	(BTU/H)/W	C Brand	D Brand	P Brand
EAF25J-A1	2	3.8	21.6	6100	20832	2170	2.8	9.6	/	/	/
EAF32J-A1	2.6	5	28.8	7600	25954	2580	2.9	10.1	/	/	/
EAF36J-A1	3	5.3	30.3	9050	30906	3000	3	10.3	ZE36KUE-TFM	/	/
EAF40J-A1	3.3	6.1	34.8	9500	32443	3080	3.1	10.5	ZE39KUE-TFM	/	/
EAF42J-A1	3.5	6.4	36.8	10428	35615	3335	3.1	10.7	ZE42KME-TFM	/	9CB039SA04
EAF49J-A1	4	7.4	42.7	12099	41322	3845	3.1	10.7	ZE49KUE-TFM	/	/
EAF52J-A1	4.3	8	45.7	12828	43811	4072	3.2	10.8	ZE52KME-TFM	/	9CB046SA01
EAF54J-A1	4.5	8.2	47.3	12999	44395	4130	3.1	10.7	ZE52KUE-TFM	/	/
EAF58J-A1	4.7	8.7	50	13999	47810	4440	3.2	10.8	ZE55KME-TFM	/	9CB051SA04
EAF61J-A1	5	9.5	54.6	14750	50375	4622	3.2	10.9	ZE61KCE-TFM	/	/
EAF65J-A1	5.4	10	57.5	15999	54640	5000	3.2	10.9	ZE65KCE-TFM	/	9CB060SA04
EAF72J-A1	6	11	63.3	18299	62495	5700	3.2	11	ZE76KCE-TFD	/	9CB067SA01
EAF81J-A1	7	11.9	68.4	20846	71193	6770	3.1	10.5	YP83K1T-TFD	/	9CE069SA04
EAF89J-A1	7.5	12.8	73.6	21217	72460	6892	3.1	10.5	/	/	9CB076SA04
EAF91J-A1	8	14	80.4	22499	76838	6838	3.3	11.2	YP91K1T-TFD	DSF100	/
EAF106J-A1	9	15.4	88.5	25599	87424	7720	3.3	11.3	YP104K1T-TFD	DSF115	9CB091SA01
EAF122J-A1	9.5	17.7	101.9	29822	101849	9037	3.3	11.3	/	/	9CB0110SA01
EAF126J-A1	10	18.5	106.4	30598	104499	9134	3.3	11.4	YP122K1T-TFD	DSF130	/
EAF137J-A1	12	20.2	116.3	32898	112354	9820	3.4	11.4	YP137K1T-TFD	DSF155	/
EAF158J-A1	13	22.6	129.9	37998	129770	11343	3.3	11.4	YP154K1T-TFD	DSF175	9CG136SA01
EAF184J-A1	15	27.6	158.7	45678	155997	13248	3.4	11.8	YP182K1T-TFD	DSF200	/
EAF260J-A1	20	38.9	223.4	65967	225143	20008	3.3	11.3	YP232K1T-TND	DSF270	/
EAF310J-A1	25	44.3	254.4	75357	257191	22702	3.32	11.3	YP292K1T-TND	DSF325	/
EAF380J-A1	30	54.8	314.9	92187	314631	27816		11.3	YP385K1T-TND	/	/



R290 | Power Supply 50 Hz 220-240 1~ (B)

Embraco Model	Nominal TR	Displacement		Capacity		Power	COP	EER	Cross Reference		
		m³/h	cc/Rev.	W	BTU/H				W	W/W	(BTU/H)/W
-	TR	m³/h	cc/Rev.	W	BTU/H	W	W/W	(BTU/H)/W	C Brand	D Brand	P Brand
EAF13U-B1	1.2	3.8	21.6	3163	10804	1240	2.6	8.7	/	/	/
EAF15U-B1	1.4	4.4	25	3676	12555	1380	2.7	9.1	/	/	/
EAF18U-B1	1.7	5	28.8	4288	14645	1515	2.8	9.7	/	/	/
EAF23U-B1	2	6.1	34.8	5342	18243	1766	3	10.3	ZH04KCU-PFZN	/	/
EAF27U-B1	2.6	7.4	42.7	6386	21811	2207	2.9	9.9	/	/	/
EAF31U-B1	3	8.4	48	7315	24983	2420	3	10.3	ZH06KCU-PFZN	/	/
EAF36U-B1	3.5	10	57.5	8776	29973	3021	2.9	9.9	ZH08KCU-PFZN	/	/
EAF42U-B1	4	11.7	67.2	10174	34746	3347	3	10.4	ZH09KCU-PFZN	/	/
EAF45U-B1	4.3	12.2	70.2	10621	36274	3499	3	10.4	/	/	/
EAF47U-B1	4.5	12.8	73.6	11137	38034	3668	3	10.4	/	/	/
EAF49U-B1	4.7	13.1	75.3	11397	38922	3758	3	10.4	/	/	/
EAF54U-B1	5	14.3	82	12407	42373	4087	3	10.4	ZH11KCU-PFZN	/	/

R290 | Power Supply 50 Hz 380-420 3~ (A) 200-220 3~ (G)

Embraco Model	Nominal TR	Displacement		Capacity		Power	COP	EER	Cross Reference		
		m³/h	cc/Rev.	W	BTU/H				W	W/W	(BTU/H)/W
-	TR	m³/h	cc/Rev.	W	BTU/H	W	W/W	(BTU/H)/W	C Brand	D Brand	P Brand
EAF13U-A1	1.2	3.8	21.6	3237	11056	1133	2.9	9.8	/	/	/
EAF15U-A1	1.4	4.4	25	3702	12644	1246	3	10.1	/	/	/
EAF18U-A1	1.7	5	28.8	4365	14908	1412	3.1	10.6	/	/	/
EAF23U-A1	2	6.1	34.8	5393	18418	1620	3.3	11.4	ZH04KCU-TFMN	/	/
EAF27U-A1	2.6	7.4	42.7	6534	22316	1997	3.3	11.2	/	/	/
EAF31U-A1	3	8.4	48	7455	25461	2226	3.3	11.4	ZH06KCU-TFMN	/	/
EAF36U-A1	3.5	10	57.5	9022	30810	2649	3.4	11.6	ZH08KCU-TFM	/	/
EAF42U-A1	4	11.7	67.2	10461	35726	3029	3.5	11.8	ZH09KCU-TFMN	/	/
EAF45U-A1	4.3	12.2	70.2	11109	37940	3187	3.5	11.9	/	/	/
EAF47U-A1	4.5	12.8	73.6	11635	39734	3314	3.5	12	/	/	/
EAF49U-A1	4.7	13.1	75.3	11996	40968	3404	3.5	12	/	/	/
EAF54U-A1	5	14.3	82	12946	44212	3650	3.5	12.1	ZH11KCU-TFMN	/	/
EAF64U-A1	6	17.2	98.7	15760	53823	4520	3.5	11.9	ZH13KCU-TFMN	/	/
EAF70U-A1	7	18.8	108.2	17120	58467	4904	3.5	11.9	ZH16KCU-TFMN	/	/
EAF89U-A1	8	22.6	129.9	21070	71959	6051	3.5	11.9	/	/	/
EAF93U-A1	9	24.8	142.7	22855	78054	6539	3.5	11.9	/	/	/
EAF110U-A1	10	29.4	168.7	26939	92000	7782	3.5	11.8	/	/	/
EAF125U-A1	12	32.9	188.8	30469	104057	8471	3.6	12.3	/	/	/
EAF137U-A1	13	36	207	33412	114108	9179	3.6	12.4	/	/	/
EAF158U-A1	15	40.8	234.4	37877	129355	10526	3.6	12.3	/	/	/

60Hz

Scroll Compressor · Selection Guide AC · think ahead

*E.T. 7.20C | *C.T. 54.40C | Superheat 11.1K | Subcooling 8.3K
 *E.T. 45.0F | *C.T. 130.0F | Superheat 11.1K | Subcooling 8.3K

High Efficient Air Conditioning Application

R410A | Power Supply 60Hz 208-230 1~ (C)

Embraco Model	Nominal TR	Displacement		Capacity		Power		COP	EER	Cross Reference		
		m ³ /h	cc/Rev.	W	BTU/H	W	W/W			(BTU/H)/W	C Brand	D Brand
-	TR	m ³ /h	cc/Rev.	W	BTU/H	W	W/W	(BTU/H)/W		C Brand	D Brand	P Brand
EAF22H-C1	1.7	4.5	21.6	6573	22447	2497	2.6	9		ZP22K6E-PFV	/	/
EAF25H-C1	2	5.2	25	7375	25187	2763	2.7	9.1		ZP25K5E-PFV	/	/
EAF32H-C1	2.6	6.4	30.5	8917	30454	3321	2.7	9.2		ZP31K6E-PFV	/	/
EAF36H-C1	3	7.3	34.8	10874	37138	3661	3	10.1		ZP36K5E-PFV	/	C-SBP105H16A
EAF42H-C1	3.5	8.4	40.1	12617	43088	4187	3	10.3		ZP42K5E-PFV	/	C-SBP120H16A
EAF49H-C1	4	9.6	45.8	14419	49244	4741	3	10.4		ZP49K5E-PFV	/	C-SBP140H16A
EAF52H-C1	4.3	10	48	15380	52527	5139	3	10.2		ZP51K5E-PFV	/	C-SBP150H16A
EAF54H-C1	4.5	10.4	50	15872	54206	5288	3	10.3		ZP54K5E-PFV	/	C-SBP160H16A
EAF58H-C1	4.7	11.4	54.6	17289	59045	5762	3	10.2		ZP57K5E-PFV	/	C-SBP170H16Y
EAF61H-C1	5	12	57.5	18132	61924	6024	3	10.3		ZP61K5E-PFV	/	/

R410A | Power Supply 60Hz 230 3~ (D) 380 3~ (E) 460 3~ (A) 575 3~(F)

Embraco Model	Nominal TR	Displacement		Capacity		Power		COP	EER	Cross Reference		
		m ³ /h	cc/Rev.	W	BTU/H	W	W/W			(BTU/H)/W	C Brand	D Brand
-	TR	m ³ /h	cc/Rev.	W	BTU/H	W	W/W	(BTU/H)/W		C Brand	D Brand	P Brand
EAF22H-D1	1.7	4.5	21.6	6579	22467	2501	2.6	9		ZP21K5E-TF5	/	/
EAF25H-D1	2	5.2	25	7380	25203	2761	2.7	9.1		ZP25K5E-TF5	/	/
EAF32H-D1	2.6	6.4	30.5	8912	30435	3316	2.7	9.2		ZP31K5E-TF5	/	/
EAF36H-D1	3	7.3	34.8	10874	37138	3601	3	10.3		ZP36K5E-TF5	HRH036	C-SBP105H39A
EAF42H-D1	3.5	8.4	40.1	12617	43088	4151	3	10.4		ZP42K5E-TF5	HRH040	C-SBP120H36A
EAF49H-D1	4	9.6	45.8	14419	49244	4709	3.1	10.5		ZP49K5E-TF5	HRH049	C-SBP140H36A
EAF52H-D1	4.3	10	48	15380	52527	4990	3.1	10.5		ZP51K5E-TF5	HRH051	C-SEP150H36A
EAF54H-D1	4.5	10.4	50	15872	54206	5134	3.1	10.6		ZP54K5E-TF5	/	C-SEP150H36A
EAF58H-D1	4.7	11.4	54.6	17289	59045	5696	3	10.4		ZP57K5E-TF5	HRH056	C-SBP160H36A
EAF61H-D1	5	12	57.5	18132	61924	5870	3.1	10.5		ZP61KCE-TF5	HLH061	C-SBP170H36A
EAF72H-D1	6	14.3	68.4	21737	74235	6962	3.1	10.7		ZP72KCE-TF5	HLJ072	C-SBP205H36A
EAF81H-D1	7	15.5	74.1	24032	82073	7562	3.2	10.9		ZP83KCE-TF5	HLJ083	C-SBP235H36A
EAF94H-D1	8	18.5	88.6	28838	98487	9003	3.2	10.9		ZP91KCE-TF5	DCJ091	C-SCP270H38A
EAF108H-D1	9	21.3	102	33044	112850	10203	3.2	11.1		ZP104KCE-TF5	DCJ106	C-SCP315H38A
EAF126H-D1	10	24.3	116.3	37850	129265	11687	3.2	11.1		ZP122KCE-TF5	DCJ121	C-SCP360H38A
EAF146H-D1	12	27.1	129.9	42656	145679	12916	3.3	11.3		ZP137KCE-TF5	DSH140	C-SCP400H38A
EAF158H-D1	13	29.8	142.7	46381	158401	14303	3.2	11.1		ZP154KCE-TW5	DSH161	C-SCP435H38B
EAF187H-D1	15	35.2	168.7	54792	187126	16673	3.3	11.2		ZP182KCE-TW5	DSH184	C-SCP510H38B
EAF260H-D1	20	49.2	235.5	76024	259468	23377	3.25	11.1		ZP232KCE-TE7	/	/
EAF310H-D1	25	53.7	270	87216	297666	26788	3.26	11.1		ZP285/292KCE-TE7	/	/
EAF380H-D1	30	71.6	343	111248	379686	34210	3.25	11.1		ZP385KCE-TE7	/	/



*E.T: Evaporation Temperature
 *C.T: Condensing Temperature

R407C | Power Supply 60Hz 208-230 1~ (C)

Embraco Model	Nominal TR	Displacement		Capacity		Power	COP	EER	Cross Reference		
		m³/h	cc/Rev.	W	BTU/H				W	W/W	(BTU/H)/W
-	TR	m³/h	cc/Rev.	W	BTU/H	W	W/W	(BTU/H)/W	C Brand	D Brand	P Brand
EAF16P-C1	1.2	4.5	21.6	4378	14953	1764	2.5	8.5	ZR16K4E-PFV	/	/
EAF18P-C1	1.4	5.2	25	5132	17526	1903	2.7	9.2	ZR18K4E-PFV	/	/
EAF22P-C1	1.7	6	28.8	6000	20491	2070	2.9	9.9	ZR22K3E-PFV	/	/
EAF25P-C1	2	7.3	34.8	7372	25177	2431	3	10.4	ZR26K3E-PFV	/	/
EAF32P-C1	2.6	8.9	42.7	8809	30085	2889	3	10.4	ZR32K3E-PFV	/	/
EAF36P-C1	3	10	48	10429	35617	3488	3	10.2	ZR36K3E-PFV	/	/
EAF42P-C1	3.5	12	57.5	12544	42839	4060	3.1	10.6	ZR42K3E-PFV	/	C-SBS120H16A
EAF49P-C1	4	14	67.2	14216	48550	4514	3.1	10.8	ZR48K3E-PFV	/	C-SBS145H16A
EAF52P-C1	4.3	14.7	70.2	15172	51814	5007	3	10.3	ZR52K3E-PFV	/	/
EAF54P-C1	4.5	15.4	73.6	16141	55126	5292	3.1	10.4	ZR54K3E-PFV	/	/
EAF58P-C1	4.7	15.8	75.8	16864	57594	5515	3.1	10.4	ZR57K3E-PFV	/	/
EAF61P-C1	5	17.1	82	17800	60790	5782	3.1	10.5	ZR61KCE-PFV	/	/

R407C | Power Supply 60Hz 230 3~ (D) 380 3~ (E) 460 3~ (A) 575 3~(F)

Embraco Model	Nominal TR	Displacement		Capacity		Power	COP	EER	Cross Reference		
		m³/h	cc/Rev.	W	BTU/H				W	W/W	(BTU/H)/W
-	TR	m³/h	cc/Rev.	W	BTU/H	W	W/W	(BTU/H)/W	C Brand	D Brand	P Brand
EAF16P-D1	1.2	4.5	21.6	4487	15323	1632	2.7	9.4	/	/	/
EAF18P-D1	1.4	5.2	25	5233	17873	1782	2.9	10	/	/	/
EAF22P-D1	1.7	6	28.8	6013	20535	2063	2.9	10	ZR22K3E-TF5	/	/
EAF25P-D1	2	7.3	34.8	7387	25227	2422	3	10.4	ZR26K3E-TF5	/	/
EAF32P-D1	2.6	8.9	42.7	8820	30123	2877	3.1	10.5	ZR32K3E-TF5	/	/
EAF36P-D1	3	10	48	10429	35617	3322	3.1	10.7	ZR36K3E-TF5	HRP034	C-SBN263H6C
EAF42P-D1	3.5	12	57.5	12544	42839	3983	3.1	10.8	ZR42K3E-TF5	HRP047	C-SBN263H8A
EAF49P-D1	4	14	67.2	14216	48550	4486	3.2	10.8	ZR48K3E-TF5	/	C-SBN303H9A
EAF52P-D1	4.3	14.7	70.2	15172	51814	4802	3.2	10.8	ZR52K3E-TF5	HRP051	C-SBN303H8A
EAF54P-D1	4.5	15.4	73.6	16141	55126	5087	3.2	10.8	ZR54K3E-TF5	/	/
EAF58P-D1	4.7	15.8	75.8	16864	57594	5315	3.2	10.8	ZR57KCE-TF5	HRP060	C-SBN353H9A
EAF61P-D1	5	17.1	82	17800	60790	5634	3.2	10.8	ZR61KCE-TF5	/	C-SBN373H8A
EAF72P-D1	6	20.6	98.7	21503	73438	6680	3.2	11	ZR72KCE-TF5	HRP072	C-SBN453H8A
EAF81P-D1	7	22.6	108.2	23797	81271	7415	3.2	11	ZR81KCE-TF5	SZ090	C-SBS235H38A
EAF94P-D1	8	27.1	129.9	28534	97448	8547	3.3	11.4	ZR94KCE-TF5	SZ100	C-SCN583H8H
EAF108P-D1	9	29.8	142.7	31108	106240	9127	3.4	11.6	ZR108KCE-TF5	SZ110	C-SCN603H8H
EAF126P-D1	10	35.2	168.7	36615	125048	10743	3.4	11.6	ZR125KCE-TF5	SZ120	C-SCN753H8H
EAF146P-D1	12	39.4	188.8	41454	141572	12127	3.4	11.7	ZR144KCE-TF5	SZ147	/
EAF158P-D1	13	43.2	207	45276	154627	13767	3.3	11.2	ZR160KCE-TW5	SZ161	/
EAF187P-D1	15	48.9	234.4	51130	174619	15642	3.3	11.2	ZR190KCE-TW5	SZ185	/
EAF260P-E1	20	69.7	334	72773	248532	22376	3.3	11.1	ZR250KCE-TW7	/	/
EAF310P-E1	25	79.9	382.5	83425	284911	25572	3.3	11.1	ZR310KCE-TW7	/	/
EAF380P-E1	30	96.9	464	101145	345429	30966	3.3	11.2	ZR380KCE-TW7	/	/



R22 | Power Supply 60Hz 208-230 1~ (C)

Embraco Model	Nominal TR	Displacement		Capacity		Power	COP	EER	Cross Reference		
		m³/h	cc/Rev.	W	BTU/H				W	W/W	(BTU/H)/W
-	TR	m³/h	cc/Rev.	W	BTU/H	W	W/W	(BTU/H)/W	C Brand	D Brand	P Brand
EAF16E-C1	1.2	4.5	21.6	4508	15396	1736	2.6	8.9	ZR16K4-PFV	/	/
EAF18E-C1	1.4	5.2	25	5290	18065	1894	2.8	9.5	ZR18K4-PFV	/	/
EAF22E-C1	1.7	6	28.8	6205	21191	2028	3.1	10.4	ZR22K3-PFV	/	/
EAF25E-C1	2	7.3	34.8	7632	26066	2400	3.2	10.9	ZR26K3-PFV	/	/
EAF32E-C1	2.6	8.9	42.7	9122	31154	2854	3.2	10.9	ZR32K3-PFV	/	/
EAF36E-C1	3	10	48	10546	36016	3238	3.3	11.1	ZR36K3-PFV	/	C-SBR110H16A
EAF42E-C1	3.5	12	57.5	11761	40167	3815	3.1	10.5	ZR42K3-PFV	/	C-SBR120H16A
EAF49E-C1	4	14	67.2	13595	46428	4339	3.1	10.7	ZR48K3-PFV	/	C-SBR145H16A
EAF52E-C1	4.3	14.7	70.2	14297	48825	4799	3	10.2	ZR52K3-PFV	/	/
EAF54E-C1	4.5	15.4	73.6	14974	51138	4971	3	10.3	ZR54K3-PFV	/	/
EAF58E-C1	4.7	15.8	75.8	15441	52732	5098	3	10.3	ZR57K3-PFV	/	C-SBR165H16A
EAF61E-C1	5	17.1	82	16686	56985	5431	3.1	10.5	ZR61K3-PFV	/	C-SBR180H16A

R22 | Power Supply 60Hz 230 3~ (D) 380 3~ (E) 460 3~ (A) 575 3~(F)

Embraco Model	Nominal TR	Displacement		Capacity		Power	COP	EER	Cross Reference		
		m³/h	cc/Rev.	W	BTU/H				W	W/W	(BTU/H)/W
-	TR	m³/h	cc/Rev.	W	BTU/H	W	W/W	(BTU/H)/W	C Brand	D Brand	P Brand
EAF16E-D1	1.2	4.5	21.6	4641	15851	1605	2.9	9.9	/	/	/
EAF18E-D1	1.4	5.2	25	5412	18484	1774	3.1	10.4	/	/	/
EAF22E-D1	1.7	6	28.8	6206	21196	2009	3.1	10.6	ZR22K3-TF5	/	/
EAF25E-D1	2	7.3	34.8	7641	26097	2399	3.2	10.9	ZR26K3-TF5	/	/
EAF32E-D1	2.6	8.9	42.7	9136	31201	2848	3.2	11	ZR32K3-TF5	/	/
EAF36E-D1	3	10	48	10546	36016	3142	3.4	11.5	ZR36K3-TF5	HRM038	/
EAF42E-D1	3.5	12	57.5	12512	42731	3718	3.4	11.5	ZR42K3-TF5	HRM042	C-SB263H6B
EAF49E-D1	4	14	67.2	14300	48836	4258	3.4	11.5	ZR48K3-TF5	HRM048	C-SB303H6A
EAF52E-D1	4.3	14.7	70.2	15253	52091	4497	3.4	11.6	ZR52K3-TF5	HRM051	/
EAF54E-D1	4.5	15.4	73.6	16221	55398	4633	3.5	12	ZR54K3-TF5	/	/
EAF58E-D1	4.7	15.8	75.8	16724	57114	4993	3.3	11.4	ZR57K3-TF5	HRM058	C-SB353H6B
EAF61E-D1	5	17.1	82	17934	61248	5277	3.4	11.6	ZR61K3-TF5	HRM060	C-SB373H6A
EAF72E-D1	6	20.6	98.7	21747	74271	6356	3.4	11.7	ZR72K3-TF5	HLM072	C-SB453H6A
EAF81E-D1	7	22.6	108.2	24011	82003	7063	3.4	11.6	ZR81K3-TF5	SM084	C-SBR235H36A
EAF94E-D1	8	27.1	129.9	28837	98485	8395	3.4	11.7	ZR94K3-TF5	SM100	C-SC603H6H
EAF108E-D1	9	29.8	142.7	31578	107845	9223	3.4	11.7	ZR108K3-TF5	SM110	C-SC673H6H
EAF126E-D1	10	35.2	168.7	37000	126362	10674	3.5	11.8	ZR125K3-TF5	SM124	C-SC753H6H
EAF146E-D1	12	39.4	188.8	41707	142437	11969	3.5	11.9	ZR144K3-TF5	SM147	C-SC903H6H
EAF158E-D1	13	43.2	207	45282	154646	13181	3.4	11.7	ZR160K3-TW5	SM161	/
EAF187E-D1	15	48.9	234.4	51240	174994	15351	3.3	11.4	ZR190K3-TW5	SM185	/
EAF260E-E1	20	69.7	334	72987	249265	21888	3.3	11.4	ZR250K3-TW7	/	/
EAF310E-E1	25	79.9	382.6	83613	285553	25086	3.3	11.4	ZR310K3-TW7	/	/
EAF380E-E1	30	96.9	464	101388	346258	30383	3.3	11.4	ZR380K3-TW7	/	/



R32 | Power Supply 60Hz 208-230 1~ (C)

Embraco Model	Nominal TR	Displacement		Capacity		Power	COP	EER	Cross Reference		
		m³/h	cc/Rev.	W	BTU/H				W	W/W	(BTU/H)/W
-	TR	m³/h	cc/Rev.	W	BTU/H	W	W/W	(BTU/H)/W	C Brand	D Brand	P Brand
EAF25J-C1	2	4.5	21.6	7381	25206	2772	2.7	9.1	/	/	/
EAF32J-C1	2.6	6	28.8	9196	31404	3109	3	10.1	/	/	/
EAF36J-C1	3	6.3	30.3	10938	37355	3675	3	10.2	/	/	/
EAF40J-C1	3.3	7.3	34.8	11434	39049	3736	3.1	10.5	/	/	/
EAF42J-C1	3.5	7.7	36.8	12583	42974	4086	3.1	10.5	/	/	/
EAF49J-C1	4	8.9	42.7	14616	49916	4673	3.1	10.7	/	/	/
EAF61J-C1	5	11.4	54.6	18524	63222	6160	3.01	10.3	/	/	/

R32 | Power Supply 60Hz 230 3~ (D) 380 3~ (E) 460 3~ (A) 575 3~(F)

Embraco Model	Nominal TR	Displacement		Capacity		Power	COP	EER	Cross Reference		
		m³/h	cc/Rev.	W	BTU/H				W	W/W	(BTU/H)/W
-	TR	m³/h	cc/Rev.	W	BTU/H	W	W/W	(BTU/H)/W	C Brand	D Brand	P Brand
EAF25J-D1	2	4.5	21.6	7381	25206	2615	2.8	9.6	/	/	/
EAF32J-D1	2.6	6	28.8	9196	31404	3109	3	10.1	/	/	/
EAF36J-D1	3	6.3	30.3	10950	37396	3615	3	10.3	ZE36KME-TF5	/	/
EAF40J-D1	3.3	7.3	34.8	11494	39255	3711	3.1	10.6	/	/	/
EAF42J-D1	3.5	7.7	36.8	12618	43094	4019	3.1	10.7	/	/	/
EAF49J-D1	4	8.9	42.7	14640	49999	4633	3.2	10.8	/	/	/
EAF52J-D1	4.3	9.5	45.7	15522	53011	4907	3.2	10.8	ZE52KUE-TFC	/	/
EAF54J-D1	4.5	9.9	47.3	15729	53718	4977	3.2	10.8	/	/	/
EAF58J-D1	4.7	10.4	50	16939	57850	5350	3.2	10.8	/	/	/
EAF61J-D1	5	11.4	54.6	17848	60953	5570	3.2	10.9	/	/	/
EAF65J-D1	5.4	12	57.5	19359	66114	6025	3.2	11	ZE65KCE-TF5	/	/
EAF72J-D1	6	13.2	63.3	22142	75618	6869	3.2	11	YP72K1T-TF5	/	/
EAF81J-D1	7	14.3	68.4	25224	86143	7770	3.2	11.1	YP81K1T-TF5	/	/
EAF89J-D1	7.5	15.4	73.6	25938	88584	7733	3.4	11.5	YP89K1T-TF5	/	/
EAF91J-D1	8	16.8	80.4	27224	92973	8240	3.3	11.3	/	DSF100	/
EAF106J-D1	9	18.5	88.5	30974	105783	9303	3.3	11.4	YP105K1T-TF5	DSF115	/
EAF122J-D1	9.5	21.3	101.9	35475	121154	10972	3.2	11	YP123K1T-TF5	/	/
EAF126J-D1	10	22.2	106.4	36937	126065	11499	3.21	11	/	DSF130	/
EAF137J-D1	12	24.3	116.3	40931	139696	12573	3.26	11.1	YP137K1T-TF7	DSF155	/
EAF158J-D1	13	27.1	129.9	45633	155744	14510	3.14	10.7	YP154K1T-TF5	DSF175	/
EAF184J-D1	15	33.1	158.7	54981	187648	18148	3.03	10.3	YP194KAT-TF5	DSF200	/
EAF260J-E1	20	46.6	223.4	78680	268534	23854	3.3	11.3	YP246KCT-TE5	/	/
EAF310J-E1	25	53.1	254.4	90188	249845	27206	3.31	9.2	YP310KCT-TE5	/	/
EAF380J-E1	30	66.6	318.9	110264	312104	33259	3.32	9.4	/	/	/



R290 | Power Supply 60Hz 208-230 1~ (C)

Embraco Model	Nominal TR	Displacement		Capacity		Power	COP	EER	Cross Reference		
		m³/h	cc/Rev.	W	BTU/H				W	W/W	(BTU/H)/W
-	TR	m³/h	cc/Rev.	W	BTU/H	W	W/W	(BTU/H)/W	C Brand	D Brand	P Brand
EAF13U-C1	1.2	4.5	21.6	3843	13124	1558	2.5	8.4	/	/	/
EAF15U-C1	1.4	5.2	25	4483	15309	1695	2.6	9	/	/	/
EAF18U-C1	1.7	6	28.8	5237	17885	1872	2.8	9.6	/	/	/
EAF23U-C1	2	7.3	34.8	6508	22227	2155	3	10.3	/	/	/
EAF27U-C1	2.6	8.9	42.7	7859	26839	2524	3.1	10.6	/	/	/
EAF31U-C1	3	10	48	8965	30617	2793	3.2	11	/	/	/
EAF36U-C1	3.5	12	57.5	10864	37103	3356	3.2	11.1	/	/	/
EAF42U-C1	4	14	67.2	12540	42828	3763	3.3	11.4	/	/	/
EAF45U-C1	4.3	14.7	70.2	13207	45103	4191	3.2	10.8	/	/	/
EAF47U-C1	4.5	15.4	73.6	13841	47270	4332	3.2	10.9	/	/	/
EAF49U-C1	4.7	15.7	75.3	14281	48773	4434	3.2	11	/	/	/
EAF54U-C1	5	17.1	82	15441	52733	4711	3.3	11.2	/	/	/

R290 | Power Supply 60Hz 230 3~ (D) 380 3~ (E) 460 3~ (A) 575 3~(F)

Embraco Model	Nominal TR	Displacement		Capacity		Power	COP	EER	Cross Reference		
		m³/h	cc/Rev.	W	BTU/H				W	W/W	(BTU/H)/W
-	TR	m³/h	cc/Rev.	W	BTU/H	W	W/W	(BTU/H)/W	C Brand	D Brand	P Brand
EAF13U-D1	1.2	4.5	21.6	3941	13458	1409	2.8	9.6	/	/	/
EAF15U-D1	1.4	5.2	25	4583	15651	1555	2.9	10.1	/	/	/
EAF18U-D1	1.7	6	28.8	5314	18150	1749	3	10.4	/	/	/
EAF23U-D1	2	7.3	34.8	6570	22438	2052	3.2	10.9	/	/	/
EAF27U-D1	2.6	8.9	42.7	7925	27066	2400	3.3	11.3	/	/	/
EAF31U-D1	3	10	48	9015	30786	2686	3.4	11.5	/	/	/
EAF36U-D1	3.5	12	57.5	10861	37091	3226	3.4	11.5	/	/	/
EAF42U-D1	4	14	67.2	12637	43158	3716	3.4	11.6	/	/	/
EAF45U-D1	4.3	14.7	70.2	13422	45840	3917	3.4	11.7	/	/	/
EAF47U-D1	4.5	15.4	73.6	14053	47993	4068	3.5	11.8	/	/	/
EAF49U-D1	4.7	15.7	75.3	14490	49486	4178	3.5	11.8	/	/	/
EAF54U-D1	5	17.1	82	15642	53419	4474	3.5	11.9	/	/	/
EAF64U-D1	6	20.6	98.7	19042	65031	5347	3.6	12.2	/	/	/
EAF70U-D1	7	22.6	108.2	20769	70928	5852	3.5	12.1	/	/	/
EAF89U-D1	8	27.1	129.9	25456	86937	7481	3.4	11.6	/	/	/
EAF93U-D1	9	29.8	142.7	27569	94152	8072	3.4	11.7	/	/	/
EAF110U-D1	10	35.2	168.7	32238	110100	9351	3.4	11.8	/	/	/
EAF125U-D1	12	39.4	188.8	36613	125040	10413	3.5	12	/	/	/
EAF137U-D1	13	43.2	207	40153	137129	11127	3.6	12.3	/	/	/
EAF158U-D1	15	48.9	234.4	45593	155709	13204	3.5	11.8	/	/	/

Water Cooled Air Conditioning Application

R22 | Power Supply 50 Hz 380-420 3~ (A) 200-220 3~ (G)

Embraco Model	Nominal TR	Displacement		Capacity		Power	COP	EER	Cross Reference		
		m ³ /h	cc/Rev.	W	BTU/H				W	W/W	(BTU/H)/W
-	TR	m ³ /h	cc/Rev.	W	BTU/H	W	W/W	(BTU/H)/W	C Brand	D Brand	P Brand
EHF65E-A1	5	14.3	82	18001	61476	3633	5	16.9	ZR61KC-TFD	HRM060	C-SB373H8A
EHF76E-A1	6	17.2	98.6	22001	75137	4420	5	17	ZR72KC-TFD	HLM072	C-SB453H8A
EHF84E-A1	7	19.1	109.5	24201	82651	4850	5	17	ZR81KC-TFD	SM084	C-SBR235H38A
EHF92E-A1	8	21	120.8	27001	92213	5430	5	17	ZR94KC-TFD	SM100	C-SC603H8H

R410A | Power Supply 50 Hz 380-420 3~ (A) 200-220 3~ (G)

Embraco Model	Nominal TR	Displacement		Capacity		Power	COP	EER	Cross Reference		
		m ³ /h	cc/Rev.	W	BTU/H				W	W/W	(BTU/H)/W
-	TR	m ³ /h	cc/Rev.	W	BTU/H	W	W/W	(BTU/H)/W	C Brand	D Brand	P Brand
EHF65H-A1	5	10	57.5	18874	64458	4100	4.6	15.7	ZP61KCE-TFD	HLH061	C-SBN373H8D
EHF77H-A1	6	11.7	67.2	22466	76727	4870	4.6	15.8	ZP72KCE-TFD	HLJ072	C-SBN453H8D
EHF83H-A1	7	13.2	75.8	24368	83221	5237	4.7	15.9	ZP83KCE-TFD	DLJ083	C-SBN523H8D
EHF89H-A1	8	14.3	82	25989	88757	5503	4.7	16.1	ZP104KCE-TFD	SH090	C-SCP270H38A
EHF99H-A1	9	15.7	90	28866	98583	6179	4.7	16	ZP104KCE-TFD	SH105/HCJ106/DCJ106	C-SCP315H38A/5CB110SA01
EHF118H-A1	10	19.1	109.5	34525	117910	7500	4.6	15.7	ZP122KCE-TFD	SH120/HCJ121/DCJ121	C-SCP360H38A/5CG118SA01
EHF161H-A1	12	21	120.8	38528	131581	8333	4.6	15.8	ZP144KCE-TFD	SH140 / CXH140	C-SCP400H38A/5CG136SA01
EHF186H-A1	15	29.4	168.7	54489	186089	11738	4.6	15.9	ZP182KCE-TFD	SH180/184 / DSH184	C-SCP510H38B/5CG170SA01
EHF259H-A1	20	40.8	234.4	75701	258534	15982	4.7	16.2	ZP235KCE/ZP232KCE	SH240 / DSH240	5CF227SA01
EHF272H-A1	25	43.6	250.3	79558	271706	17746	4.5	15.3	ZP295KCE/ZP292KCE	SH295/CH290/DSH295	5CF277SA01
EHF370H-A1	30	59.7	343	108079	369110	23479	4.6	15.7	ZP385KCE-TWD	SH380 / DSH381	/
EHF479H-A1	40	76.9	442	140103	478476	30436	4.6	15.7	ZP485KCE-TWD	SH485	/

60Hz

Water Cooled Air Conditioning Application

R22 | Power Supply 60Hz 230 3~ (D) 380 3~ (E) 460 3~ (A) 575 3~ (F)

Embraco Model	Nominal TR	Displacement		Capacity		Power	COP	EER	Cross Reference		
		m ³ /h	cc/Rev.	W	BTU/H				W	W/W	(BTU/H)/W
-	TR	m ³ /h	cc/Rev.	W	BTU/H	W	W/W	(BTU/H)/W	C Brand	D Brand	P Brand
EHF65E-D1	5	17.1	82	21314	72792	4398	4.8	16.6	ZR61KC-TF5	HRM060	C-SB373H6A
EHF76E-D1	6	20.6	98.6	26447	90322	5030	5.3	18	ZR72KC-TF5	HLM072	C-SB453H6A
EHF84E-D1	7	22.9	109.5	28730	98116	5520	5.2	17.8	ZR81KC-TF5	SM084	C-SBR235H36A
EHF92E-D1	8	25.2	120.8	32407	110677	6356	5.1	17.4	ZR94KC-TF5	SM100	C-SC603H6H

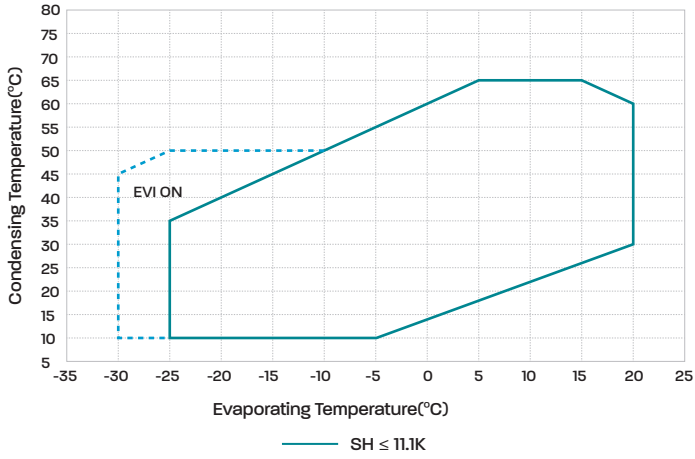
R410A | Power Supply 60Hz 230 3~ (D) 380 3~ (E) 460 3~ (A) 575 3~ (F)

Embraco Model	Nominal TR	Displacement		Capacity		Power	COP	EER	Cross Reference		
		m ³ /h	cc/Rev.	W	BTU/H				W	W/W	(BTU/H)/W
-	TR	m ³ /h	cc/Rev.	W	BTU/H	W	W/W	(BTU/H)/W	C Brand	D Brand	P Brand
EHF65H-D1	5	12	57.5	21801	74454	4694	4.6	15.9	ZP61KCE-TF5	HLH061	C-SBP170H36A
EHF77H-D1	6	14	67.2	24802	84705	5582	4.4	15.2	ZP72KCE-TF5	HLJ072	C-SBP205H36A
EHF83H-D1	7	15.8	75.8	29138	99513	6380	4.6	15.6	ZP83KCE-TF5	HLJ083	C-SBP235H36A
EHF89H-D1	8	17.1	82	31388	107196	6786	4.6	15.8	ZP91KCE-TF5	DCJ091	C-SCP270H38A
EHF99H-D1	9	18.8	90	34773	118758	7430	4.7	16	ZP104KCE-TF5	DCJ106	C-SCP315H38A
EHF118H-D1	10	22.9	109.5	41172	140610	8778	4.7	16	ZP122KCE-TF5	DCJ121	C-SCP360H38A
EHF161H-D1	12	25.2	120.8	47145	161008	9340	5	17.2	ZP137KCE-TF5	DSH140	C-SCP400H38A
EHF186H-D1	15	35.2	168.7	65022	222063	15002	4.3	14.8	ZP182KCE-TW5	DSH184	C-SCP510H38B
EHF259H-D1	20	48.9	234.4	91059	310983	19628	4.6	15.8	ZP232KCE-TE7	/	/
EHF272H-D1	25	52.3	250.3	95050	324611	22409	4.2	14.5	ZP285/292KCE-TE7	/	/
EHF370H-E1	30	71.6	343	129695	442932	29996	4.3	14.8	ZP385KCE-TE7	/	/
EHF479H-E1	40	92.3	442	168123	574171	38189	4.4	15	ZP485KCE-TE7	/	/

Operating Envelope

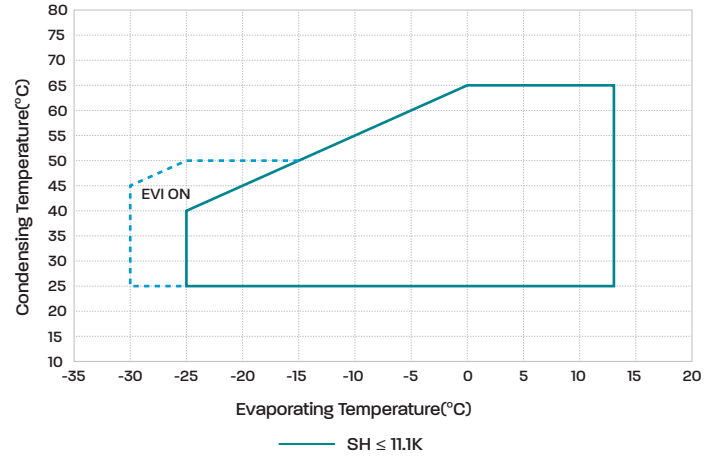
R32

EAF



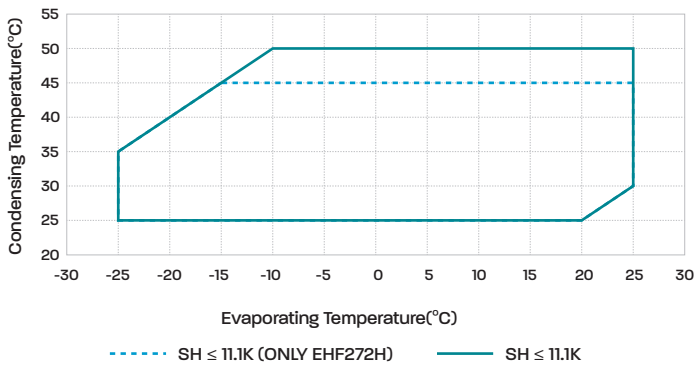
**R290/R22/R407C/R134A/
R410A/R454B/R452B/R513A**

EAF



R22/R410A

EHF



embraco
Nidec

embraco.com

Subject to alteration without previous notice
2025

